

Results from the Senior Survey 2014

Methodology: The link to an online 5-19 question survey was emailed to each full-time member of senior class who, as of April 1, 2014, was anticipated to graduate by May 2014. Employees and other non-traditional students were excluded from the population. Initial invitations were sent on April 16, 2014 and the last responses were received on May 19, 2014. Of the 427 invitations sent, 336 seniors responded to at least one question for an overall response rate of 79%.

Highlights

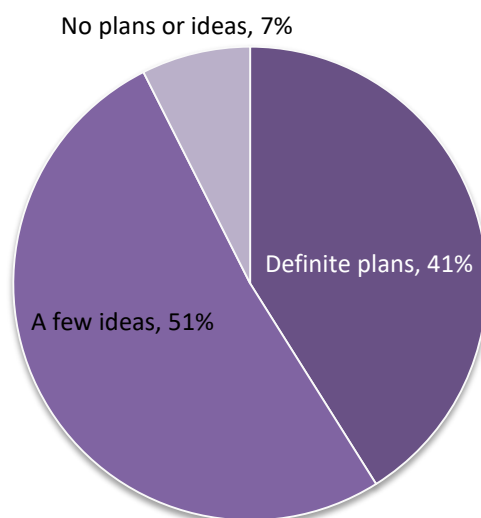
As of May 2014, respondents to the Class of 2014 Senior Survey indicated that:

- 51% had definite plans for the fall
- 41% had some ideas for that they would be doing this fall, but nothing firm
- 7% had no plans or ideas for the fall

The Plans of the Class of 2014

Based on the results of the Senior Survey 2013, we reformatted the survey questions in order to reduce the effort of respondents and the suspected effects of social desirability. This year, we first asked seniors to identify the status of their plans for the fall. More than half of the respondents indicated that they have definite plans for the fall and almost 41% had some ideas for what they might be doing (for instance some were waiting to hear back from employers or were deciding on graduate schools). Finally, 7% indicated that they had not yet begun making plans for the fall.

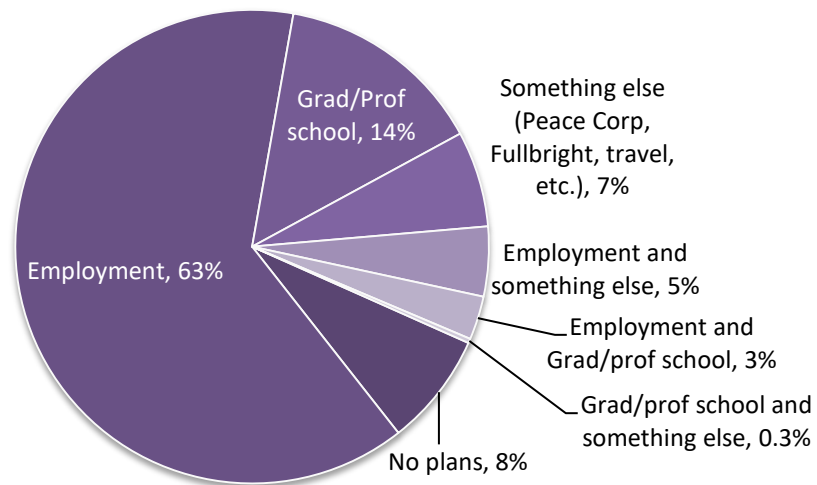
Kenyon Class of 2014 Fall Plans



Data source: Senior Survey 2014, n=336

After identifying the state of their plans for the fall, respondents were asked to provide more details. Students who indicated they had definite or some plans were asked if their primary activities would include graduate or professional school, employment, something other than school or employment, or any combination of these activities. Students who had no plans were directed to an open response question where they could describe their situation.

Kenyon Class of 2014 Fall Plans



Data source: Senior Survey 2014, n=336

Employment

For the purposes of this survey, we counted all compensated positions as employment, including service organization positions that cover housing or offer stipends, internships, serving in the armed forces, and traditional long-term employment positions. Of the 71% of students who reported that their plans for the fall include being employed, more than half had either accepted a position, were looking for other offers, or were not applying for jobs this year. Around 40% has applied for a position but had no offers at the time they took the survey.

In the open response field, several of the students who indicated that they would not be applying for jobs this year were, in fact, planning on taking on jobs while pursuing other activities. These students were considering jobs of opportunity and seemed to believe that the question was focusing on jobs directly related to careers rather than any form of compensated employment. The question will need to be reworded in the future to clarify the nature of employment.

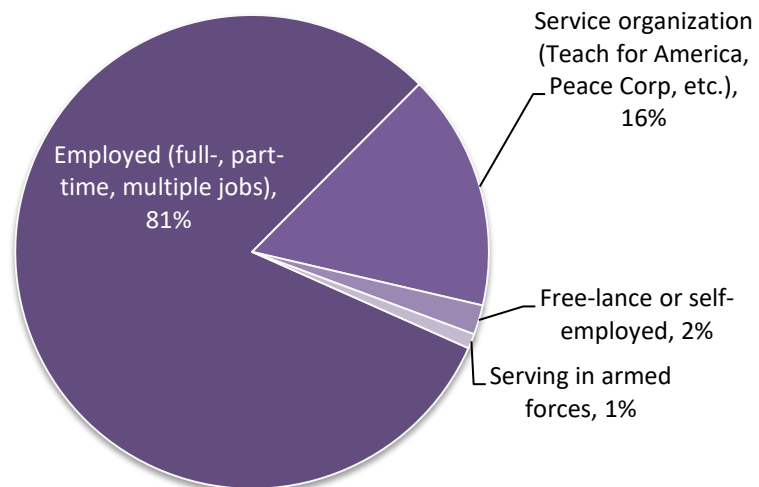
Employment status of students who indicated that they plan to be employed in the fall



Data source: Senior Survey 2014, n=225

The majority of students graduating with positions (81%) had traditional full- or part-time work, but a few indicated that they would be a self-employed artist, musician, or programmer or that they would be serving in the armed forces. Of those students who had a position, 16% said they would be participating in service programs. Unlike previous years, students who were participating in service chose many different organizations with which to serve. AmeriCorps/City Year and the Peace Corp were the two most popular but others included the JET program, Episcopal Service Corp, Teach for America, and several smaller programs.

Types of employment of those students graduating with positions

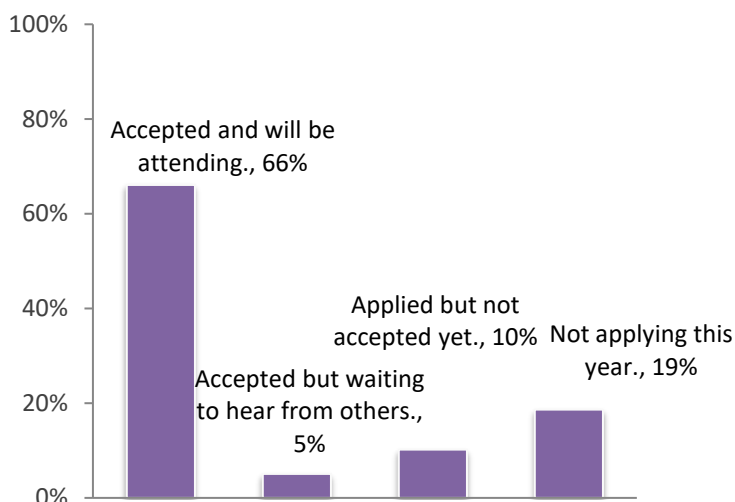


Data source: Senior Survey 2014, n=99

Graduate and Professional School

Of the class of 2014, 18% indicated that their post-graduation plans included graduate or professional school. Of these students, two thirds had firm plans while another 15% were still finalizing their plans. Another 19% were not yet applying to graduate schools but planned to spend a part of the upcoming year taking classes and exams to prepare for submitting a graduate school application.

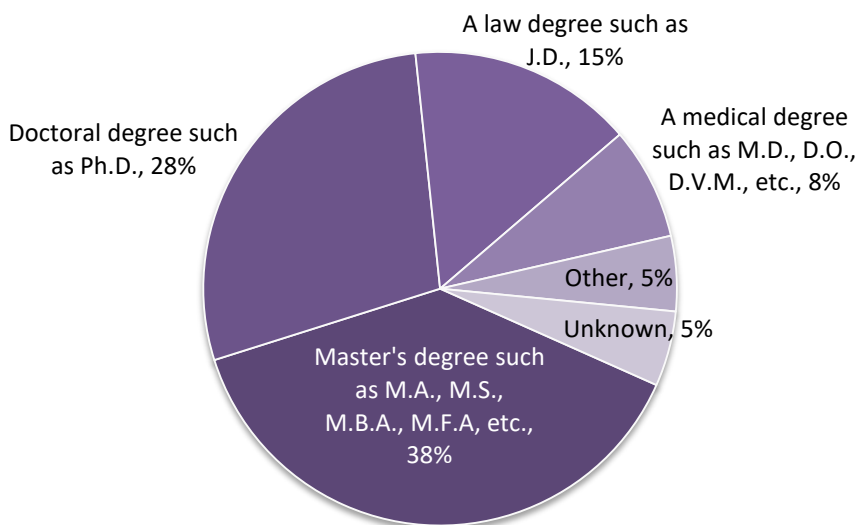
Kenyon Class of 2014 graduate/professional school status of students who indicated that they plan to be in school in the fall



Data source: Senior Survey 2014, n=59

Of these students, more than one third will be pursuing a master's degree. Doctoral and law degrees were the next most common with 17 students pursuing either of these degrees. The most popular fields of study were in order the humanities, engineering/math/physics, law, medicine (including medical school, nursing, veterinary school, and public health), biology/chemistry, business, education, social sciences, and fine arts.

Types of degrees being pursued



Data source: Senior Survey 2014, n=39

Student with Other Plans

Other options included the 7% of students who indicated that they had plans to do something that did not include working or attending graduate or professional school. The most popular activities were participating in a Fulbright or other type of fellowship experience, traveling, volunteering, or preparing graduate school applications.

Students with No Plans

Students who indicated they had no plans (7% of respondents) were asked if they wanted to share any more information about their first year away from Kenyon. Almost half (12 of 25) said they truly had no idea what they would be doing after graduation but the remaining 13 seniors indicated that they had some idea of what they would like to be doing, including working full- or part-time, traveling, or taking classes in preparation for careers or graduate school applications.

Conclusions

With half of respondents indicating that they have definite plans for the fall and several more respondents applying for or deciding between opportunities, the Class of 2014 appear to be successfully transitioning into the next stage of their lives. For some respondents this transition will include traditional and formal opportunities such as long-term employment or attending graduate school while other respondents have deliberately structured their next steps to allow for exploration such as traveling, career related service, or moving to their desired city. The Class of 2014 seem to have identified a diverse range of opportunities and goals that they can continue to explore over the years to come.